

PPE admissions 2019-20
Information for applicants

Section 1: admissions statistics

This year the number of applicants was **2229**. The number of applicants per place was **8.2**. There were **368** open applications and **46** deferred entry applications. There were **959** female and **1270** male applicants. There were **1005** home, **463** EU and **761** overseas applicants. **738** applicants were shortlisted and **271** were offered places.

Section 2: admissions processes

The selection criteria for PPE are on the [course website](#). The shortlisting criteria are described on the [course website](#) as follows: *We only interview those who have a realistic chance of getting in, when judged by past and predicted exam results, school reports, personal statements and the pre-interview test. Applicants who do not take the pre-interview test will not normally be shortlisted for interview.*

To achieve consistency in shortlisting decisions across colleges, all applicants are allocated to bands according to their TSA section 1 score.

Band 1	$n \geq 73.26$	Almost certainly shortlist
Band 2	$70.45 \leq n < 73.26$	Probably shortlist
Band 3	$68.37 \leq n < 70.45$	Marginal: use other information
Band 4	$n < 68.37$	Probably deselect OR Was unable to register for test: use other information

Colleges are then set deselection targets so that across all colleges 2.75 applicants per place are shortlisted. When making shortlisting decisions admissions tutors give the following weighting to the various elements of each application.

Information	High	Medium	Low
Pre-Interview Admissions Test	Yes		
GCSE (or equivalent) profile	Yes		
Predicted (or actual) performance at A-Level (or equivalent)	Yes		
UCAS teacher's reference		Yes	
AS-Level module grades			Yes
UCAS personal statement			Yes

See **section 4** for graphs on the GCSE scores, cGCSE scores, and A-Level scores of applicants at different stages.

After colleges have deselected their target number of applicants, some shortlisted applicants are reallocated. They are sent to the college where they will have the best theoretical chance of success, based on where they will be ranked highest (by TSA section 1 score) within the existing cohort of the college. After the reallocation has taken place, colleges can choose to rescue deselected applicants.

Section 2.2: interview process

Applicants will normally have at least two interviews at their first college, although some colleges may have a single longer interview. Most colleges will have a minimum of two interviewers per interview. Colleges normally wish to involve tutors from all three subjects, but since there are no specific subject requirements and the content of the interviews is not subject-specific, this is not necessarily the case.

The interview is described on the [course website](#) as follows: *The interview is aimed primarily at assessing the candidate's potential for future development. Interviewers will be looking for evidence of genuine interests and enthusiasms, and the motivation to work hard at them. The candidates should listen effectively, absorbing facts and ideas presented to them and assessing their relevance. They should be ready to respond to problems and criticisms put to them. They should present arguments and reasoning in a clear and carefully articulated manner. The interview is not primarily a test of existing knowledge, and in particular, is not a test of philosophy, politics or economics, unless these subjects have been followed at school. The candidates are expected to show reasons for their expressed interests in PPE. Candidates' general accomplishments are not relevant except insofar as they bear on one or more of the general admissions criteria.*

Colleges assign candidates up to three interview scores. These do not have to be subject-specific. Interviews are marked on a 1-100 scale:

70-100	Excellent	A mark above 70 is a strong indicator for admission
65-69	Positive	Most candidates admitted will have interview scores above 65.
60-64	Neutral	
50-59	Weak	A candidate with interview and test marks consistently below 60 is in a weak position
49 or less	Very poor	Interview strongly suggests that the candidate is not suitable

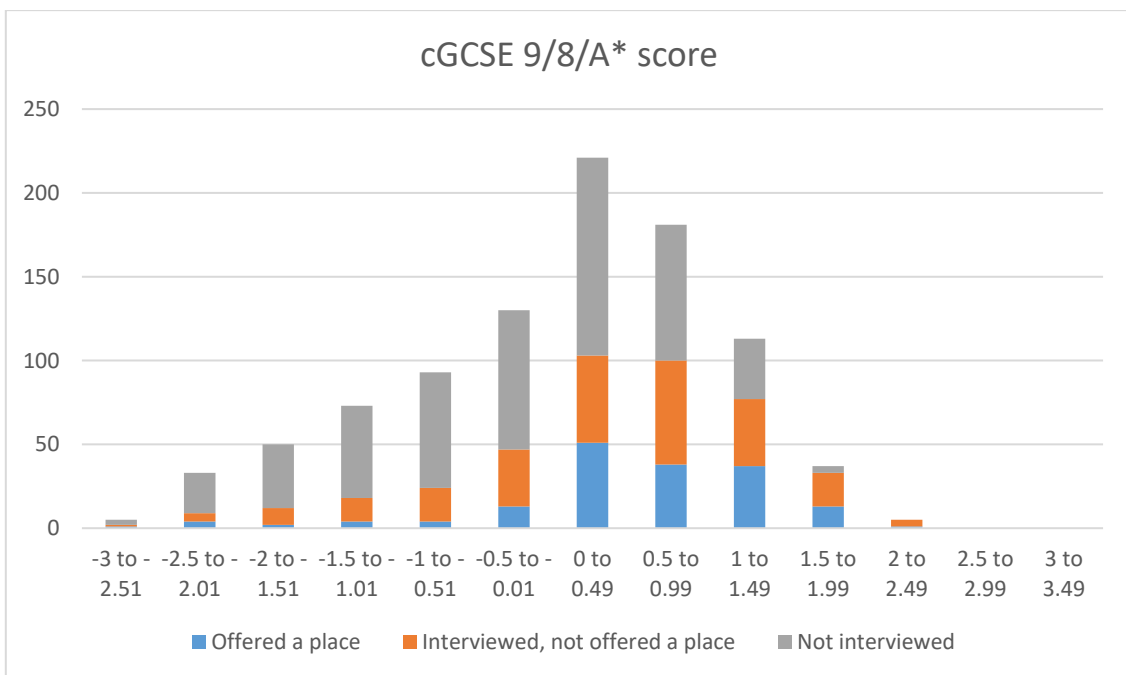
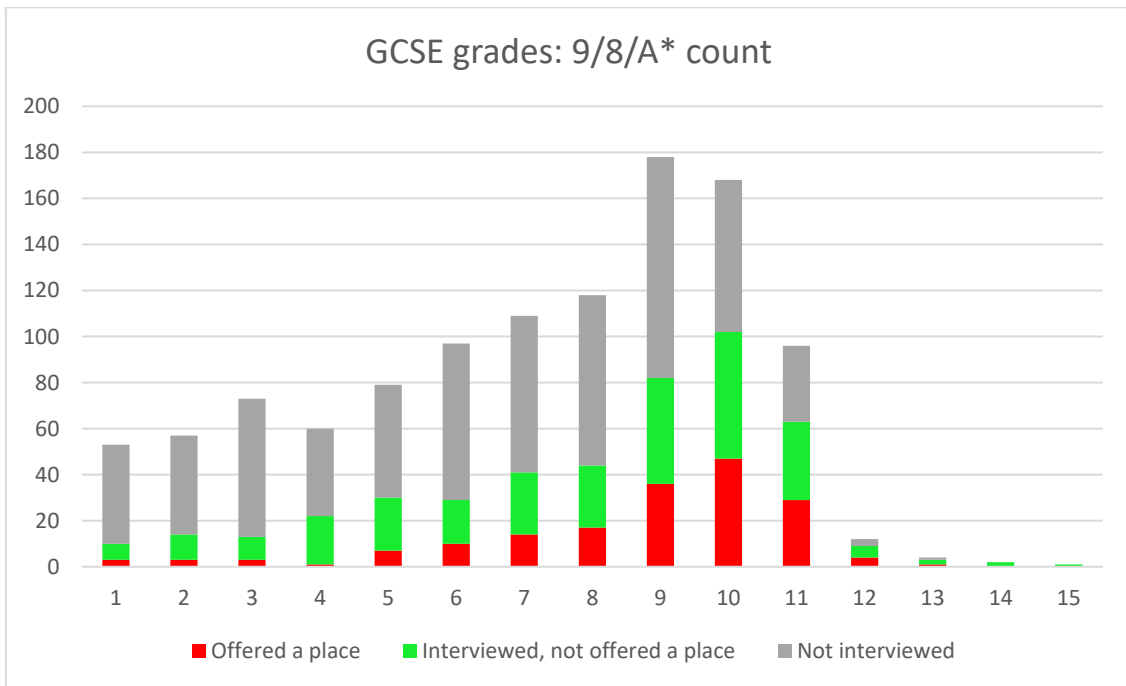
After colleges have entered their first interview scores and decisions (place, open offer, place for alternative year, recommend for second interview, or reject), candidates are ranked according to a formula based on the standardised average of their interview scores and their TSA section 1 and 2 scores. Colleges then select second interviews using all information available for each candidate.

This year **41** candidates were selected for second interviews. After second interviews have taken place, colleges make their final decisions, based on all information available for each candidate at this stage.

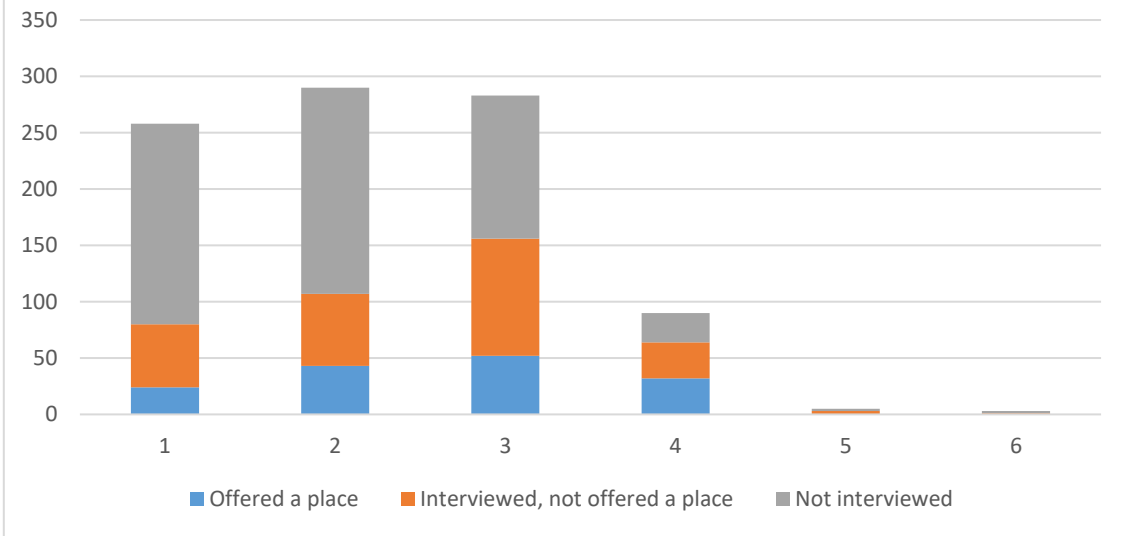
Section 3: pre-interview admissions test

TSA results were released on 13 January 2020. They can be accessed via Cambridge Assessment's [Results Online](#) system. The average test performance of applicants at the different stages is set out in the graphs in **section 4**.

Section 4: graphs



A-Level grades achieved or predicted: A* count



TSA Problem Solving

